

Revision Notes.

1. FERRITE ADDED TO POWER CABLE

Checked By: JIN Approved By: DK Date Released: 11.07.11

VIEW A



3 PIN MALE MATING FACE

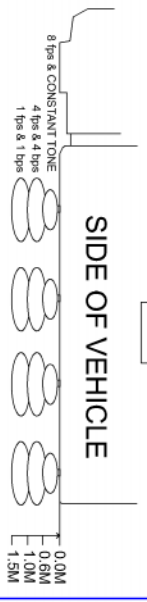
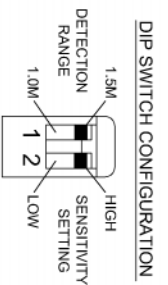
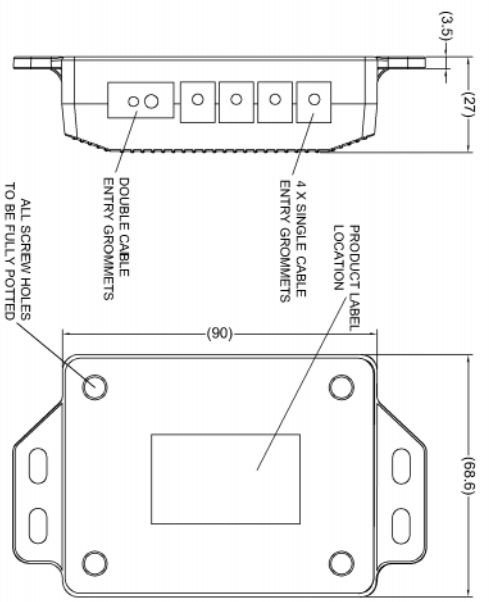
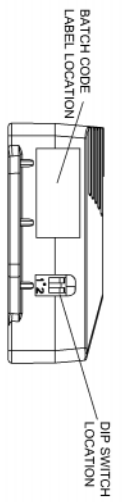
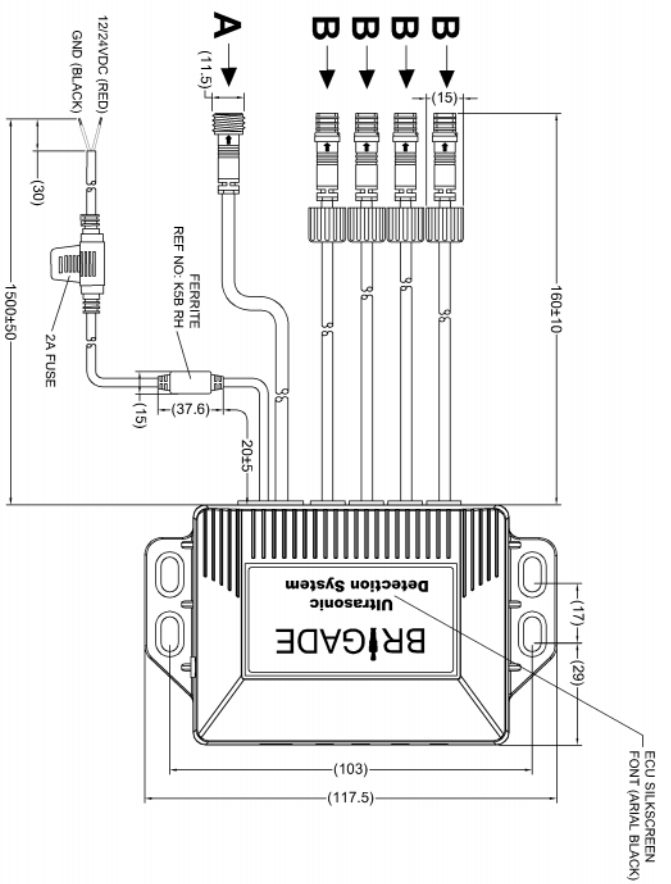
| PIN # | WIRE COLOUR | DESCRIPTION |
|-------|-------------|---------------|
| 1 | BLACK | GND |
| 2 | RED | BUZZER POWER |
| 3 | WHITE | BUZZER SIGNAL |

VIEW B



2 PIN FEMALE MATING FACE

| PIN # | WIRE COLOUR | DESCRIPTION |
|-------|-------------|---------------|
| 1 | BLACK | GND |
| 2 | RED | SENSOR SIGNAL |



NOTES:

1. DIMENSIONS IN MM.
2. ON START UP THE ECU WILL BEEP ONCE FOR ONE FAULTY SENSOR, TWICE FOR TWO FAULTY SENSORS ETC.
3. ECU HOUSING IS ABS PLASTIC.
4. ECU FINISH IS TEXTURED BLACK PLASTIC. SILKSCREEN SHOULD BE WHITE.
5. THE DIP SWITCH SETTING APERTURE MUST BE PROTECTED BY A GROMMET.
6. REFER TO DRAWING BE-001073-01-10 FOR PRODUCT LABEL DETAIL.
7. REFER TO DRAWING BE-001564-00-11 FOR BATCH CODE LABEL DETAIL.

PROPRIETARY NOTICE
 THIS DESIGN AND TECHNICAL INFORMATION APPEARING ON THIS DRAWING IS THE PROPERTY OF BRIGADE ELECTRONICS, AND IS DISCLOSED IN CONFIDENCE. IT IS NOT TO BE COPIED, REPRODUCED, REVEALED TO OR EXPLOITED BY OTHERS, EITHER IN WHOLE OR IN PART WITHOUT THE EXPRESS WRITTEN CONSENT OF BRIGADE ELECTRONICS.

BRIGADE
 www.brigade-electronics.com

| | | | |
|--|-----------------------|-------------------------|------------------------|
| Assembly PI Approval LEE OIG - 19.07-2011 | Approved by DKERAL | Checked by M.POTTIER | Drawn by M.BUTLER |
| Angle of Projection Third Angle | Units mm | Scale N/A | Released 01/08/2011 |
| Status RELEASED | Stock Code #3713 | SS-4000W-ECU | |
| | | BE-001544-02-11 | |